

PARENTS' POST

The Early Learning Program of WCPC

January 2018

From the Director



Welcome back and Happy New Year! We are so excited to see our friends return to school after the long holiday season! As expected, it seems like just a few days ago we were anticipating the fall season, and here we are taking down the Christmas trees. Time goes by so fast! In this newsletter you will read many ways to focus on being present and intentional with your child. Make your New Year's resolutions ones that are focused on your children and your parenting. If we aren't careful, distractions can get in the way and we can later have regrets, leaving us wishing we had spent our time differently. Time does go by fast and we are so busy as parents, but these are the days we will someday look back at and cherish! Don't waste a single moment!

At ELP, we will begin the month focusing on the journey of the wise men to Bethlehem to meet The Savior. We will have an Epiphany celebration during our chapel class. Later in this newsletter you will learn from Miss Melinda all about Epiphany, and how we teach and celebrate this at ELP.

As we continue through January, we will also be introducing the winter season. One of our goals here at ELP, is to always make things as "real" to the children as possible. No matter what the weather will be here in Houston mid January, our children will have the joyous experience of playing and sledging in snow! We call this "Snow Day," so come and have fun with your child!

I hope this newsletter gives you some insightful, yet simple ways to enjoy the season you are in as a parent and reminds you to continue the celebration and remembrance of why Jesus was sent to US all as a baby. Enjoy these cozy, wintery days and all of the fun traditions of the season!

God bless you,
Cindy

Register for 2018-19!

Watch your child's backpack!
Registration packets will be distributed very soon!

REGISTRATION FORMS ALONG WITH REGISTRATION FEE IS DUE BY THURSDAY, FEBRUARY 8 at NOON!

Please feel free to turn them in sooner (the sooner the better!)



SCHOOL
IS
COOL



Every class has a shutterfly... Don't forget to check out what has been happening in your child's class! There are great pictures too!



Mark Your Calendar

First Day Back, January 9

Tuesday-Thursday, Jan. 9,10,11
Chapel—Epiphany Celebration

Jan. 9, 10, & 12
Jan. 23, 24, & 26 -Motor Movement

Tue., Wed., & Thurs.
January 16,17,18
Snow Days! (no chapel this week)

Monday, January 15—
CISD Holiday, no ELP Classes.

Tues., Wed., & Thur.,
February 6, 7, 8
Parent/Teacher Conferences, No ELP classes

Thurs., Feb. 8, Noon
2018-19 In-house Registration Due

Feb. 11 & 12— WCPC Early Registration,
Wed. Feb.14 – Alumni Registration

Thur., February 15, - Public Registration- 6:30 PM

TODAY

You will never have this day with your children again. Tomorrow they'll be a little older than they were today. This day is a GIFT. Just breathe, notice, study their faces and little feet. PAY ATTENTION! Relish the charms of the PRESENT. ENJOY TODAY. It will be over before you know it.

ELP Snow Day

Let's do away with paper snowflakes and cotton ball snowmen. Bundle up and prepare for a snow fall this winter here in The Woodlands. Yes, this snow fall will take place right here on the ELP yard. What better way to introduce young children to snow than to bring it to school in large quantities. With the help of Texas Ice and Distributing, our yard will look like a winter wonderland on **Tuesday, January 16, Wednesday, January 17 and Thursday, January 18**.

Please send your child with a towel and a complete change of clothes in a pillow case (underwear and socks too). You may want to consider water proof gloves too. It's a cold (hopefully) and sometimes wet day, but we'll change and warm up with hot chocolate.

Let it snow...let it snow...let it snow. A schedule for your child's snow days will follow in his backpack. Please feel free to join us for this fun day!

Please label everything on Snow Day and always those coats, sweaters, and jackets!

(and come visit the lost and found in the office if you have forgot to label)



Parent Teacher Conferences

At ELP, we feel very strongly that communication between parents and teachers is important. Parental involvement is essential to ensure a quality early childhood experience for your child. Many hours of observing evaluating and assessing your child's development go into the final preparation of the Parent-Teacher conference.

Due to so many overlapping classes and schedules, it is necessary for **ELP to close our doors for three days, Tues – Thurs, February 6, 7, & 8**. This will allow us time to meet with each of you. Regular classes will meet on Monday, February 5 and Friday, February 9.

We ask that your child not be present in the classroom during your conference time, and we thank you for setting this important time aside and making it a priority to discuss your child's development with us. Your children and their well-being are important to us.

Please visit your classroom bulletin boards to sign up for your conference this week. If this is inconvenient for you, please feel free to email your teachers and they will help you schedule your conference.



Registering for PreK or Transition? Science-Fun offered...

Parents when registering for PreK or Transition next year...

Keep in mind you have the option of registering for ScienceFun as well!

ScienceFun is a half day program for Pre-K and Transition students. It is a science based, hands on Christian curriculum enriched with activities to provide the children with opportunities for creative expression, cooperative play and individual growth. You don't want your child to miss out of this fun, action packed class.

January Bible Verse

*With God all things are possible.
Matthew 19:26*

PVO News

All ELP Parents are members of PVO. PVO stands for Parent Volunteer Organization. Our Parent Volunteer Coordinator is Jennifer Samford.

Thank you all for your help in December with the classroom Birthday parties for Jesus and for so many wonderful stocking stuffer donations you provided. We filled over 85 stockings and delivered them to The Willis Parent Center. What a blessing!

In January we would love for you to come and help with "Snow Days!" Some teachers may need extra hands to help change the children after they play.

Thanks for your help and support!!!

Be Present (and put your phone away) And Lead By Example

As you go through your day today, notice whether you make eye contact with your children.

When your children want to talk with you, stop what you're doing, turn toward them, and make eye contact with them.

Move out of "absent presence" and take a breath to become fully present, bringing your mind and body together.


Hold your gaze a few seconds longer than you normally would.

- ~ Notice how it feels inside you.
- ~ Notice how your child responds.
- ~ See if you can send love through your eyes.

Isn't it a bit sad that we must remind ourselves to be fully present? You are not alone, we all make this critical mistake with the ones we love the most; today more than ever before.

Emails and texts can wait. Your child not only needs you, but he is learning from your behavior how to communicate and show love and care to others. If YOU do not teach and model appropriate communication/phone etiquette and behaviors at this tender young age, your child will likely never know how to be fully present in his future relationships with others.

*with God...
all things
are possible*



New Year's Resolutions for Parenting in 2018

1. I will listen to my children.
2. I will calm down and relax.
3. I will foster a loving relationship between myself and my spouse.
4. I will allow them to make mistakes.
5. I will pray with them and for them.
6. I will appreciate their uniqueness.
7. I will remember that childhood years are fleeting years and enjoy and savor every single moment.



"Dear God, thank you for our food, and our friends, and our school."

**Lunchtime prayer
By: Lila Jo (PreK)
December 7, 2017
ELP Friends and Fun**

Before you Discipline

Before you administer discipline, ask your child three questions.

1. Did you understand what you were doing?
2. Did you know that it was wrong?
3. Did you know what the consequences might be for doing such a thing?

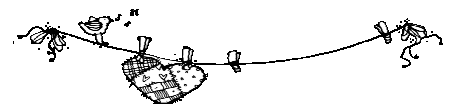
If your child answers affirmatively to these questions, you've established

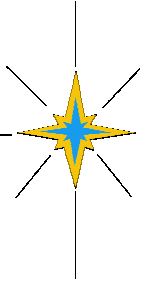
- a. The child knows what she was doing.
- b. She willfully disobeyed and
- c. She knows there would be consequences. Children often get involved in things that they don't understand are wrong or dangerous. Deal with those types of infractions differently than you deal with incidents of willful disobedience.

Once you determine that you're dealing with willful disobedience, determine the most effective form of discipline for this incident. (Whenever possible, determine consequences for specific behaviors in advance, clearly communicate them to your child, then enforce them when needed.)

Don't wait too long between the offense and the discipline. Otherwise, the issues and reasons for the discipline will become blurred in your child's mind (and in your mind, too). When you've determined the appropriate discipline and how that discipline will help modify your child's behavior positively while she learns a lesson, then apply it.

Afterward, look your child in the eyes and say, "I love you. You've done wrong, but I still love you. I don't want to go through this again, do you???? Let's learn from this experience and go on." Then hug her. Discipline should leave your child with the assurance that she is always loved, no matter what.






"Follow the Star!" Epiphany Week

For this first week back in 2018, I'll use our December Bible verse one last time, "For God so loved the world that He gave His son, Jesus" -- John 3:16. The reason for this is that we like to begin the new year with the Epiphany lesson, teaching the children about how royalty and wise men followed the Star to Bethlehem to present gifts of gold, frankincense, and myrrh to the newborn king. When we left off earlier in December, Jesus was only just born and the visitors hadn't made their way to see Him yet.

I'll begin the lesson in the classrooms and give each child the opportunity to examine Jesus's first birthday gifts, we all put on crowns and follow the stars (hanging from the ceiling) to the Narthex. Finding Baby Jesus there, we present Him with our own gifts of gold, frankincense and myrrh. Next, we'll decorate tea lights with star stickers that will go home (along with a note of explanation) at the end of the day in backpacks. Over the next few days parents can light this candle at home to represent the star, encouraging their child or children to say a prayer of thanks to God for this most precious gift of a Savior and the light He has brought into the world.

If you think about it, light plays an enormous role in the Bible. It was God's light that guided the world to Jesus and later as Jesus grew older, He was described as light. In John 8:12 -- When Jesus spoke again to the people, he said, "I am the light of the world. Whoever follows me will never walk in darkness, but will have the light of life." That's who Jesus is....light. He is hope with every new day that the sun rises. He is warmth that light provides. His light helps us see clearly and guides us through life's decisions.



Melinda

The Christmas Story

(Retold by a few of our
PreK Penguins)

"Baby Jesus was born with his Mom and Dad, Joseph and Mary. He was born in a manger in South America. Donkey, horses, and lambs were there. Shepherds came. There was a magical angel. And the three wise men came. The little star guided the wise men; it guided them where they needed to be. The wise men had crowns. They gave him frankincense, jewels, and myrrh. I would give him an elf. And Mary needs some earrings and necklaces." - **Harper**

"Jesus was born in a car in Texas. Joseph and Mary were his parents. I came to see him when he was born. I gave him a Batman house." - **Harlan**

"Baby Jesus had a blanket. He was born in an animal farm thing, where animals eat. It was like a crib. Sheep and cows were there. And a horse, and a racecar. His Mommy and Daddy were there. Animals visited him. He got baby toys. I would give him a cement truck, and a dump truck, and a digger. I would!" - **Andrew**

"Baby Jesus was born in a farm. Mary and Joseph were his parents. Lambs and donkeys were there. The ones who gave him gold came. I would give him change." - **Emersyn**

"Joseph and Mary were Jesus' parents. He was born in Melehem. He was born in a barn. A donkey, a camel, a sheep, and a cow were there. I have those guys at my house (nativity set), the guys who gave him presents. They don't have crowns. The wrappers and the box was golden. Inside is frankincense and gold and something else. I would have given him frankincense, too." - **David**

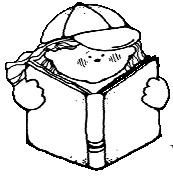


Teach **LITERACY** to your preschooler at home

(No need to wait for the teachers to do this!)

Sharing Wordless Picture Books

(Reading Rockets.org)



Wordless picture books are told entirely through their illustrations — they are books without words, or sometimes just a few words. Sharing wordless books with a child provides an opportunity for literacy-rich conversations. Each "reader" listens and speaks, and creates their own story in their own words. Sharing wordless books also reinforces the idea that, in many books, the story and the pictures are connected. Elementary-aged students often enjoy writing down their original story to accompany a wordless book.

Below are a few tips for sharing wordless picture books with a child:

- Recognize that there are no "right" or "wrong" ways to read a wordless book. One of the wonderful benefits of using wordless books is how each child creates his own story (or stories!) from the same pictures.
- Spend time looking at the cover and talking about the book's title. Based on those two things, make a few predictions about the story.
- Take a "picture walk" through the pages of the book. Enjoy the illustrations, which are often rich with detail. Look carefully at the expressions on characters' faces, the setting and the use of color. Talk to each other about what you see. These conversations will enrich the storytelling.
- Enjoy the pictures and point out a few things, but don't worry too much about telling a story yet. Just enjoy the pictures and get a sense of what the book is about.
- Go back through the book a second time and get ready for some great storytelling! Consider going first and acting as a model for your child. Ham it up! Have characters use different voices, add sound effects and use interesting words in your version of the book.
- Encourage your child to "read" you the book with his story. Focus on the words your child uses when he tells the story. Help your child expand his sentences or thoughts by encouraging him to add information from the illustration's details. One way to encourage more details is by asking "W" questions: Who? Where? When? Why?
- Finish your wordless book sharing by asking a few simple questions: What pictures helped you tell the story? What was your favorite part of your story? Have you had an experience like the one in your story?

Sharing wordless books is a terrific way to build important literacy skills, including listening skills, vocabulary, comprehension — and an increased awareness of how stories are "built," as the storyteller often uses a beginning, middle, end format. For a book with few words, you'll be surprised at all the talking you will do, and all the fun you'll have!

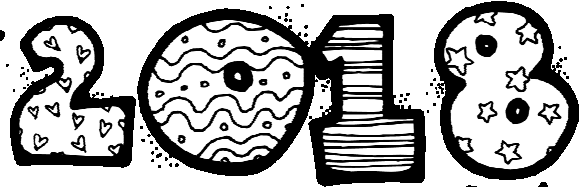
Add **PICTURE BOOKS** to your home library:

Good Dog Carl –Alexandra Day
 Good Night Gorilla & 10 Minutes Till Bedtime-Peggy Rahtmann
 Hank Finds an Egg-Rebecca Dudley
 Have You Seen My Ducklings-Nancy Tafuri
 Once Upon A Banana– Jennifer Armstrong
 Pancakes for Breakfast-Tomi dePaola
 Rain– Pete Spier
 The Snowman-Raymond Briggs
 Time Flies-Eric Rohmann
 Flashlight-Lizi Boyd
 Flora and the Penguin– Molly Idle
 Beaver is Lost– Elisha Cooper
 A Boy, a Dog, and a Frog– Mercer Mayer
 A Ball for Daisy– Chris Raschka



JANUARY

Out with the old...
In with the NEW!



Sunday	Monday	Tuesday	Wednesday	Thursday	Friday	Saturday
1 HAPPY New Year!!	2	3	4	5	6	7
8	9 Welcome Back!!!!	10	11	12	13	14
15	16 Holiday No ELP	17 Snow Days!		18 Snow Days!	19	20
21	22	23	24	25	26	27
28	29	30	31	Feb. 6, 7, 8— Conferences, No Classes 2018-19 Registration Due Feb. 9!		