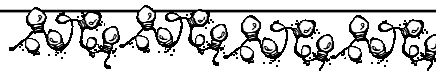




PARENTS' POST

E.L.P of The Woodlands Community Presbyterian Church



December 2017

From the Director

Your children are precious to us and we thank you for allowing us into your lives and families each and every day. It is an honor that we get to serve your family by caring for and teaching your child. There is nothing more important than you entrusting us to care for and love your child in your absence.

This past week at our morning devotion, I asked the teachers to speak from their hearts and name what they were most grateful for at ELP. It was neat to hear how, even on separate days, all of the teachers' answers were all very similar and very personal. Every single response ultimately centered on the value we have on positive and strong relationships, and the way we feel that we are family at ELP. We consider each other, and we consider you and your children, our family.

We love your children and we wish your family a very merry and very peace and Christ filled Christmas this year.

Cindy

Mark Your Calendar

The Night Tree Celebration Rescheduled!!

December 13 @ 6:00 P.M.

Nativity Animals Visit

December 12, 13, 14

Last day of ELP

December 20 (regular, full day)

ELP Resumes

Tues, Jan. 9, 2018

Motor Movement

Jan 9, 10, 12

Epiphany Chapel Celebration

Jan. 9, 10, 11

Peace on Earth

Let Your Light Shine!

Live and Love Christmas

Don't Just Survive It!

Our 2nd Annual family Advent celebration

Written by: Rita Van Sickle

Parents, grandparents and friends, join us in ELP's Family Advent Celebration! This celebration is meant for families to bring the focus of Christmas back to the reason for the season, the birth of Jesus! It is simple, warm, fun and outwardly interactive.

A packet was sent home in your child's back pack in mid November. The format is outlined in the handout but you will make it your own. Advent begins this week, four weeks prior to Christmas.

Choose one day each week to participate in this journey of the Christmas story. You will be telling the story, building family relationships, and making Christmas memories that will last a lifetime.

Feel free to share a photo or a comment of your experience each week on our ELP Facebook page. If you are not on Facebook and want to share it, just email it to elp@wcpc-tx.org and we will post it on our site for you. You can also post it on your own page. This will help encourage and build our community of Christmas lovers. Invite your non-ELP friends to join you. We have lots of copies in the office. Stop by and pick one up!

MERRY CHRISTMAS! KEEP IT SIMPLE! MAKE MEMORIES.....

Gather for The Night Tree Rescheduled!

ELP is hosting its 3rd annual decorating of the Night Tree. This celebration comes from the book "The Night Tree" by Eve Bunting.

We will gather at

Wednesday, Dec. 13 @6:00 PM

on the side yard. It will be dark so bring your flashlights and wear your pajamas. We will read the book, decorate the tree for the birds and squirrels and also enjoy hot chocolate and Christmas carols.

Bring your family to this simple Christmas celebration. and make memories!

If you missed this event, feel free to borrow our book and have a family night tree event at home.

(Thank you Sterling Ridge Kroger for supplying our cookies for this event)





PVO News

All ELP Parents are members of PVO . PVO stands for Parent Volunteer Organization. Our Parent Volunteer Coordinator is Jennifer Samford.

Thank you for your help in November by supplying the fish sticks and bread for our fun Thanksgiving Picnic. Thanks also to those of you who were able to come and enjoy the presentation and help serve. Check out the amazing photo Ashley Melton posted on ELP's Facebook page. It is amazing!!! Please join us on Facebook if you haven't already. It is a great way to share and also to keep up with important dates too, in case you lose the event reminder notes sent home in backpacks. I always try to post special event notes for quick reference.

You may be hearing from your room moms soon and learning about ways you can support the class for December fun. Look for emails about Christmas party dates soon, and also teachers may be asking for donations of various classroom items for special projects. We appreciate your support, you guys are the best!

Parent/Teacher Conferences, no regular classes

ELP will not be holding classes Tuesday-Thursday, February 6, 7, & 8, due to Parent/Teacher Conferences. A sign up sheet will be posted outside each classroom door after the first of the year to schedule your conference.

Further information about conferences will follow in next month's newsletter.

Away in a Manger-Live Nativity

ELP will have a live nativity again this year. We will even be having camel and donkey rides for the children. This hands-on experience is sure to be a memory for your children and will hopefully help put the true meaning of Christmas in their hearts. The Nativity will be here on December 12-14. Parents and siblings are welcome to join us. See the calendar to see your class schedule



Registration 2018-19

Registration Packets for next year, 2018-19, will go out in January, watch your child's backpack.

Registration will be due by Noon on Thursday, February 8.

Science Fun will be offered to all PreK and Transition students. It is a hands-on, science based class which is offered Wednesday afternoons and Friday mornings. It is a favorite among our students.

2018-19 Public Registration will be held Thurs., February 15 at 6:30 pm.

Tell your friends!

Words of Wisdom from Wise People

Only a life that is lived for others is a life worthwhile. *Albert Einstein*

The crisis of yesterday is the joke of tomorrow. *H.G. Wells*

Charity, to be fruitful, must cost us. *Mother Theresa*


What you value is what you think about.

What you think about is what you become. *Joel Weldon*

Love is not blind -
It sees more, not less.
But because it sees more,
It is willing to see less. *Rabbi Julius Gordon*



PRAYERS GO UP....
BLESSINGS COME DOWN



A Super Easy and Calming Activity (and it takes only 10 minutes!)

Here's a favorite PLAYDOUGH RECIPE shared by Kristi Zerangue, Flamingo, PreK teacher:
(found at: livingwellmom.com)

1 cup flour
1 cup water
2 teaspoons cream of tartar
1/3 cup salt
1 tablespoon vegetable or canola oil
Food coloring
Wax paper

In a 2 qt. saucepan, add 1 cup flour, 2 teaspoons of cream of tartar, and 1/3 cup salt. Add 1 cup of water and 1 tablespoon of oil.

On med/low, and stir. It will be a little lumpy. That's okay. Keep stirring until it starts getting a little solid. If the stove is preheated this could take only 20-30 seconds. Once it is a little more solid, add food coloring. Keep stirring ... as it thickens. Once it starts sticking to the spoon, you know you are about done. Remove dough and put on wax paper to cool. Once cool, knead it 1 to 2 minutes.

Feel free to add your holiday scents too! Store well and enjoy!

Do You Believe?

Do you believe in Santa Claus? Or better yet, what do you say to a child who asks, "Daddy, my friend Billy said there isn't really a Santa Claus!" Is that true?

Whew! Sometimes kids ask us questions that we don't feel adequately prepared to answer. Like, "Where do you go when you die?" and "How do babies come into the world?" Most of us stammer and sputter and bark out a bundle of facts that we later regret having said. Our kids walk away with a puzzled look on their faces. There must be a better way, right?!

The answer may lie in the following story. One day a priest was walking down the street and saw a little boy jumping up and down trying to ring a doorbell. Either the boy was too short or the doorbell was too high and he wasn't succeeding. The priest, wanting to be helpful, reached over and rang the bell for the boy, then looked down and said with a knowing smile, "What do we do next, son?" The little boy looked up and said, "Run like heck!" We often assume to know what our children are thinking or feeling and we act or talk out of this assumption and ignorance. That's when we get into trouble. The answer lies not in knowing the exact right answer but rather in first LISTENING – and reflecting back their questions. Our job then becomes easier because we will get additional information from the child when we reflect and now know if she needs reassurance, loving support for what she is thinking, a simple answer or is really asking for an in-depth response. Both parties are left feeling satisfied, supported and closer.

Back to the original questions. You reflect back, "It sounds like you are wondering if Santa Claus is real." If your child says, "Well, I think there is a Santa Claus because I see his toy shop at the North Pole on TV," then you know what your child needs is gentle reassurance for his beliefs. You don't need to torture yourself wondering if you are lying to him or ruining his future trust in you.

The next time your children surprise you with questions about Santa Claus (or life and death or sex or other BIG questions) you will know that the best answer lies not in what we say, but instead, in listening to what is behind the questions and providing support and reassurance. Besides some of us still believe in Santa!

"Merry Christmas To All, And To All A Good Night!"

A Good Night Prayer for you to pray with your preschooler:

Heavenly Father

By Kim Lugo

[Heavenly Father](#), up above

Please bless this child that I love.

Let her sleep all through the night.

And may her dreams be pure delight.

When she wakes, be by her side

So she can feel your love inside.

As she grows, please don't let go

So she will know you hold her soul.




Amen.



Avoiding the frenzies

Accidents are more likely to happen when parents are overly busy and tired. Use these tips for reducing holiday stress.

- Hire a baby sitter instead of shopping with your toddler. (WCPC offers a Parents' Night out Dec. 9th 4-8pm)
- Shop early and consider internet shopping.
- Don't accept every party invitation.
- Set aside one or two days to do your Christmas baking. Send your toddler to a friend's house and later, return the favor. The freezer can be your friend.
- For family dinners, have a potluck supper. It's fun and a major stress reducer.
- Try to maintain your toddler's usual routines, including naps and bedtimes.
- Encourage older children to help with holiday preparation and daily chores.
- Remember the simplicity of the first Christmas. When you focus on that, you won't feel guilty for down-scaling



Learning and Talking

It is in the course of daily living – dressing, eating, walking, playing, or riding in the car – that new concepts are learned. This is because knowledge comes naturally when the learning involves action.

Let’s consider, for example, the concept “together.” There are many opportunities each day to teach this concept. When washing hands, you might say, “Bring your hands **together**” as you chow your child how to lather up with soap.

A few minutes later you might again introduce the concept of “together” as you demonstrate the action when dressing. “Bring the snaps **together so that they will close.**”

You can also illustrate the concept of “together” as you gather toys like nesting eggs and building blocks, saying: “Let’s gather **together** all the toys that look like this one.”

The outdoors – backyard, park, curbstome garden – provide occasions for parents to point out the way trees, grass, shrubs or fences look. Talk about their location, shape, size, and color.

When practical, encourage your preschooler to experiment – “Can you close your arms around this tree trunk? Is it possible to do the same thing to other trees, to larger trees?”





Such an experiment will demonstrate words that compare – one tree is “thicker” than another. Comparative words like “more,” “less,” “lighter,” “darker,” “shorter,” “longer,” are essential to learn so that later he can arrange objects in some kind of order.

It is good to use the hands, arms, and eyes together when making comparisons.

With experiences of this sort, your child will become competent to make the same comparisons, and be equally accurate, using only his eyes.

Little words like “under,” “in,” “on,” and “over,” convey a precise meaning which is often lost on a young child. Provoke curiosity and ask questions that require the use of prepositions. “Can you see the bus **on** the flower?”

With an incorrect answer you can casually provide the proper information. “Look hard, see the bug? It is **on** the flower. We wouldn’t see it if it was **in** the flower. And we couldn’t see it if it was **under** the flower.”

<div><h2>Gifts for Children</h2><p>What shall we give the children? The Holidays are almost here. Toys and games and playthings, As we do most every year?</p><p>Yes, for the magic of toyland Is part of the Yuletide love To glad the hearts of childhood, But, I shall give something more.</p><p>I shall give them more patience, A more sympathetic ear, A little more time for laughter Or to tenderly dry a tear.</p><p>I shall take time to teach them The joy of doing some task. I'll try to find time to answer More of the questions they ask.</p><p>Time to read books together And to take a long walk in the sun. Time for a bedtime story After the day is done.</p><p>I shall give these to my children, Weaving a closer tie, Knitting our lives together With gifts that money can't buy.</p></div>	<div><h2>A Birthday Cake for Jesus</h2><p>Round Cake Pan White Frosting 12 Red Candles A Circle of Evergreens Chocolate Cake Mix 1 Yellow Star Red Sprinkles</p><p>Make it round like the never-ending circle so is His love for all of us. Make it chocolate like the darkness our sins bring to us and others. Make it covered with white frosting like His purity covering our weaknesses. Top it with the yellow star and put an angel on, the bearer of the first glad tidings. Put 12 red candles on top like the 12 months of the year that Christ is our light, add red for the blood He willingly shed for us. Encircle this loving cake with evergreens, the symbol of everlasting life.</p><p>Now enjoy your party or family gathering as you always do, but don't forget to sing Happy Birthday to Jesus, the Birthday Boy!</p><div></div></div>	<div><div><div></div><div></div><div></div></div><h2>Make JESUS the 1st gift unwrapped on Christmas morning</h2><p>During chapel this week, each child made their very own Baby Jesus doll from rice and nylons. We do this each year to teach our children that Jesus is God’s ultimate gift to us, and that He was given to us at Christmas time as a baby.</p><p><i>Try something new this year:</i> With your child, box and wrap your little Rice Baby Jesus on Christmas Eve just before bedtime. Explain that before the family dives into unwrapping gifts or playing with what Santa brought, that Jesus will be opened up and celebrated FIRST. There is nothing more important to our little ones than being first! I promise this activity will make a big statement and make a lasting memory as your family will be placing Jesus right in FRONT on this Christmas morning. This is right where HE belongs!</p></div>
--	---	---

