

PARENTS' POST

The Early Learning Program of The Woodlands Community Presbyterian

October 2011

From the Director

The first month of school is almost at an end and the children are settling nicely into their classrooms. We are feeling comfortable as we are getting to know you and your children better. Your children are also getting more comfortable with us. Please feel free to stop by at anytime to talk with us. Our doors are always open. If you even need to talk with us at home your child's teacher's home phone number is in the directory and mine is 281/364-1841. We will be glad to talk with you anytime.

We will be busy preparing for Family Night, ELP Book Fair and our Fall Festival. Our classrooms and playground will be budding with fall colors, laughter and fun.

Our Christian theme is "A Friend Loves at All Times", Proverbs 117:17. We will focus on the importance of friendships and God's love for all of us.

We are looking forward to an exciting and fun filled month.

Rita


Book Fair

ELP's Annual Fall Book Fair has been scheduled for Tues - Fri. October 18-21. The book fair will be open at all three car line times. 9:00, 12:00 and 3:00. (We will need volunteers at these times, if you get a call, please consider helping out.) It will also be open during our evening Open House. The fair will have a variety of books and other great gift items for children of all ages. Please stop by.



Please Label, Label, Label

Don't forget to use the name tags provided for your child's nap mat, lunch box and backpack! (Especially lunch boxes!) Please label all jackets, sweater and coats as well. Thank you for your help!!



ELP School Zone

For safety reasons, please consider the church parking lot as "ELP's School Zone" and refrain from any cell phone use. Thank you for your cooperation.



Mark Your Calendar

October 7

PVO/Room Mom Meeting, 9:15 AM

October 11, 12, 13

Marsha's Petting Zoo

October 18-21

Scholastic Book Fair

October 19 or 20

Family Night—Open House

October 25-28

Fall Festival



Inside This Issue

ELP Notes & Reminders	1
ELP Notes & Reminders	2
Blog/Website Addresses	3
How Does Your Child ... Letting Children...	4
Parenting Tips	5
Monthly Calendar	6

You are
Precious
in His sight

Fun on the Playground


Miss Pat Hughes is our Playground Enrichment Teacher and her job is a fun one. Her responsibilities are to bring the indoor learning theme to the outside and create an outdoor learning environment. Miss Pat joined ELP 17 years ago and has been a classroom teacher as well as the playground teacher .

On the playground, you will find woodworking, painting, play dough, finger painting, shaving cream, cooperative art, weaving, recycled art, gardening, bubbles, sand and water play and many sensory tubs filled with fun things to explore and create.

This is a very important part of ELP's curriculum and is unique in the early childhood field. The children have the opportunity to explore, create and play in an open, free choice environment surrounded by nature. What a great way to include God's handiwork in our curriculum.

Miss Pat started Sensory Days in September. This is a few fun-filled weeks of sensory activities on the playground to reinforce the "ME" theme of "My Five Senses". This has included lots of activities for seeing, hearing, smelling, tasting and touching. Look for photos on our hallway bulletin board and classroom blogs.

Petting Zoo



Marsha's Petting Zoo will be coming to ELP on Oct. 11, 12 & 13, for all of the children and families to enjoy. We will be having chickens, goats, pigs, and other assorted farm animals for petting. Watch the backpacks for a schedule to come home. Feel free to join us and bring your family. The animals are so cute!

Releasing Your Child to Another Party...

When another party is picking up your child other than your usual carpool, please notify the teacher by letter or phone call. Include: the person's name and relationship to the child.

Note: If an emergency has occurred during school hours - your child can only be released to a person on your emergency contact list. I.D.s will be checked of any new or unknown persons picking up your child. Please be assured that if you are stranded or an emergency has taken place while your child is at school we will take care of him/her until you can reach us. We are aware that these procedures require a little more paperwork and time on your part but it is for the safety of your child, which is first and foremost in our mind. Thanks.



ELP Family Night

Our ELP Family Night (Open House) will be:

October 19 and 20, 6:30—7:30.

This is a casual open house evening for your child to share his/her classroom with the family. Cookies and Lemonade will be served.

Schedule and information concerning Open House will be coming home in your child's backpack.



Fall Festival

Our culminating event for October will be a school-wide Fall Festival. We will have wagon hay-rides, picking apples and many other autumn activities. The Festival will be Tues - Fri., Oct. 25, 26 & 27. Miss Melinda will begin Fall Festival with Chapel Time, therefore, classes will follow their Chapel schedule. A schedule will come home in back packs. A parent volunteer sign up sheet will be posted outside your classroom doors the week prior to the event.

Please join us for the festivities!



SMILE!!!

School Photos will be taken the week of November 1-4. More information will follow.

PVO News

All ELP Parents are members of PVO and it is FREE! :) PVO stands for Parent Volunteer Organization. Our Parent Volunteer Coordinators are Tera Turnbull and Jacklyn Smejkal. teraturnbull@comcast.net or jacklynandjeff@aol.com


Parent volunteers will be needed during the month of October to help with the Book Fair, October 18-21 and the Fall Festival, October 25-28. There will be a sign up outside of your child's classroom for Fall Festival volunteers. Thanks for your help and support!!!

PVO Meeting:

Please join us for our PVO Meeting on Friday, October 7, at 9:15

AA Batteries Needed

The classrooms go through a lot of AA Batteries throughout the year in their digital cameras. If you are able to donate a package to the class it would be greatly appreciated! Thank you!



Elp Blog

www.theearlylearningprogram.blogspot.com



Peanut Free


ELP's goal is to be Peanut Free! When packing lunches, please be aware of lunchables, several of them are prepackaged with candy with peanuts. Thanks for your continued support and attention to ELP's No Peanut Policy.

Family Activity Time

Fall is finally beginning to appear here in Texas, slowly but surely. Take some time to have some outside family time at a nearby park, around the neighborhood or even in your own backyard. Give everyone a paper lunch sack and suggest that each person collect nature items they may find. They could collect pinecones, leaves, rocks, acorns, etc. Relax, take your time and talk about the items you each find.

After you come home., supply each person with a large piece of paper and glue. Let everyone make a Fall collage and display it in your home.

Remember, it is not the product we are striving for, it is the PROCESS. In this activity your child will use so many of their senses, build vocabulary. use fine and gross motor skills, be creative, and most of all, make memories. This can all happen in a short but meaningful time with your family! ENJOY!!!!



You're the 'twinkle' in my eye!

Vision/Hearing/Speech Screening

Texas Law requires ELP to have vision and hearing screening information on file for all four year old's. These screenings will be offered here at ELP the week of November 8th during class hours for all PreK students.

If you should have any concerns for your three year old, screening is available as well, just stop by the office for a form.

Please return testing forms or doctor results to the ELP office ASAP.

How Does Your Child See Herself?

Self-concept or self-image is how a child thinks of herself in relation to the people and things in the rest of her world.

What is your child's concept of herself? Is she a very important person in her own eyes? Or does she think she's not too good of a person?

It is important that a child have a genuine feeling that she matters in the world.

Psychologists have developed several ways to measure self-concept. Research about school-aged children shows that a child's self-concept is directly related to later achievement in school.

Children who have a poor self-concept tend to do poorly in school learning tasks. Those who feel good about themselves generally do well in school.

Parents can influence their child's self-concept development. Here are three general principles, which will help your child develop a good self-concept.

1. Let your child know that you love her. A child needs to know that she is important to you, that she has your love – even when she has engaged in some unlovable activities (“I love you, but I don't like what you have just done”)
2. Help your child handle her failures. What messages are you giving her when she fails? She needs to know that you're on her side, that you accept her – win or lose – for who she is. Your corrections should deal with what she's done, not what she “is”.
3. Don't be dishonest. Your child knows when she hasn't done well, when she has failed. If you acknowledge that you know this but that it isn't the end of the world, your child gains confidence in you to reflect an honest value to her.

As a child grows, she tries to find her place in the world. She experiments with different ideas and concepts, looking to you from time to time for guidance and support.

Make sure you give her the room she needs to learn and make mistakes. But also make sure she knows you're on her side – win or lose.

Help to develop a positive self-concept is one of the most important things any parent can do for a child.

TRUNK OR TREAT!

The Christian Education Committee of our church is to host a fun-filled festival called Trunk or Treat! It will be held on Saturday, October 29, starting at 4:00—6:00 PM. This evening will include hotdogs, chili, chips and lemonade. There will be games, trunk decorating contest, the kids will end up trunk or treating through the parking lot. We are asking ELP parents to donate individual bags of chips. These can be brought to ELP any day October 24-28. Thank you!

If you would like to host a “trunk”, just park your car in the front section of the parking lot, open your trunk, decorate it and bring your own candy to pass out to friendly trunk or treaters. Feel free to dress up in costume, as well.

With the area food banks in such need, WCPC and ELP will be participating in a canned food collection. With Thanksgiving approaching, please consider stuffing mix, cranberry, corn, pumpkin, etc... There will be a station to drop off the cans, children and parents can help sort the food and it will all be donated to the Montgomery County Women's Shelter Food Bank. We are asking each family to donate at least one canned food for the mission project.

We hope you will join us for this fun event!

Letting Children Choose

Have you ever thought why do we as adults pursue hobbies such as golf, crochet, or gardening? We spend time in such an activity because we find it enjoyable, we have some control over the activity, and we see it as offering some probability of success. We choose what we will sew, plant or paint; we decide where, when, and with whom we will play golf or tennis.

Children, too, learn best when they have some control over their learning, when activities are meaningful and relevant, and when they can make choices in the materials they will work with and how they will use them.

Children thrive when they have opportunities every day to make choices in their learning. We facilitate children's choices within a carefully –planned environment. We create the environment to allow each child to choose activities that are developmentally appropriate for his or her age. The children choose the peers with whom they will work and play and usually determine how they will use the available materials.

These choices empower children to take control of their own learning. Children use materials and equipment in far more creative and innovative ways than we could ever plan, and they use the materials in ways that meet their own developmental needs.

Research indicates that intrinsic motivation – when we work on a task primarily because we find it satisfying – is the most effective and engaging way to learn. In this program we make an effort to provide materials and activities that provide choice and interest for the children. That's a key reason that you'll see busy, involved children when you visit the classroom.




Reading: A little item, a big payoff

Reading aloud is a simple habit that takes only 10 minutes a day but has a positive effect throughout your child's life.

When reading aloud, your child will develop an enjoyment of reading that can last a lifetime. It's not just the reading – the time spent with you also makes it wonderful.

Here are some tips:

- Find a special time each day when you can relax and enjoy reading together.
- Get cozy with your child on your lap or close beside you.
- Read slowly so he can think about what you're saying and look at the pictures.
- Run your index finger under each line of print. Your youngster will realize that words have meaning.



Parenting Tips

Are you struggling to get a grip on parenting a preschooler? Try these practical tips to help you develop a positive relationship with your child, laying a foundation for the years ahead.

1. Call your preschooler by his/her name. This shows respect to the child.
2. Say "I love you" to your preschooler several times each day. Be generous with hugs.
3. Say "please" when making a request and "thank you" when the request is completed. Avoid constantly "telling" your child what to do.
4. Be consistent. Follow through when you have made clear what is expected. Use a soft, kind voice. Offer words of praise often.
5. Encourage your child to think. Ask open-ended questions - ones that cannot be answered with yes, no, or one word. For example, "What do you like about the zoo?"
6. Actively listen when your preschooler is talking by getting down on his level and making eye contact. Acknowledge his conversation. Express interest in the child's interests.
7. Encourage your child to use her own words to express her needs or feelings. Example, "I am angry because Jenny hit me," or "May I have some milk, please?"
8. Slow down. Say "no" to too many commitments. Make home and family a priority.
9. Spend time with your preschooler each day doing what he wants to do - playing on the floor, going for a walk, rolling a ball, swinging. Avoid saying, "hurry up" or implying it.
10. Establish routines. Waking up, eating meals, taking naps, and going to bed in his own bed at the same time each day helps a preschooler feel secure.
11. Sit down each day at the table with the TV off for a meal together as a family. Say the blessing before eating.
12. Encourage your child to play outside every day. Physical exercise promotes the total development of your child - physically, socially, emotionally, mentally, and spiritually.
13. Read to your preschooler every day. Select books with large print, color pictures, and few words on a page.
14. Avoid competitive sports. Allow your child to grow and develop at his own pace without the pressure of organized competition.
15. Attend church regularly as a family.

Activity Corner - Scoop, sort, and count

Help your child get a feel for math with this simple activity. All you need is a box of colored cereal or a bag of M&M's.


Ask your child to put a scoop of cereal or handful of M&M's on a placemat. Together, sort the pieces into rows by color. Say, "Let's put all the reds in this row and the blues in that one."

Next, show your little one how to count the number of pieces in a row. Together, touch each piece while saying its number.

Then, ask simple math questions. Examples: "Which row is the longest?" "The shortest?" "Are there more reds or blues?"

When the math game is over, your child can eat the pieces!

OCTOBER



Sunday	Monday	Tuesday	Wednesday	Thursday	Friday	Saturday
						1
Sensory Days						
2	3	4	5	6	7	8
					PVO/Room Mom Meeting 9:15	
9	10	11	12	13	14	15
Petting Zoo						
16	17	18	19	20	21	22
			Family Night 6:30-7:30	Family Night 6:30-7:30		
Book Fair						
23	24	25	26	27	28	29
30	31					Photos Next Week!!
Fall Festival						